



**COMUNICACIONES**  
SECRETARÍA DE COMUNICACIONES Y TRANSPORTES



**PROGRESO**  
COORDINACIÓN GENERAL  
DE PUERTOS Y MARINA MERCANTE

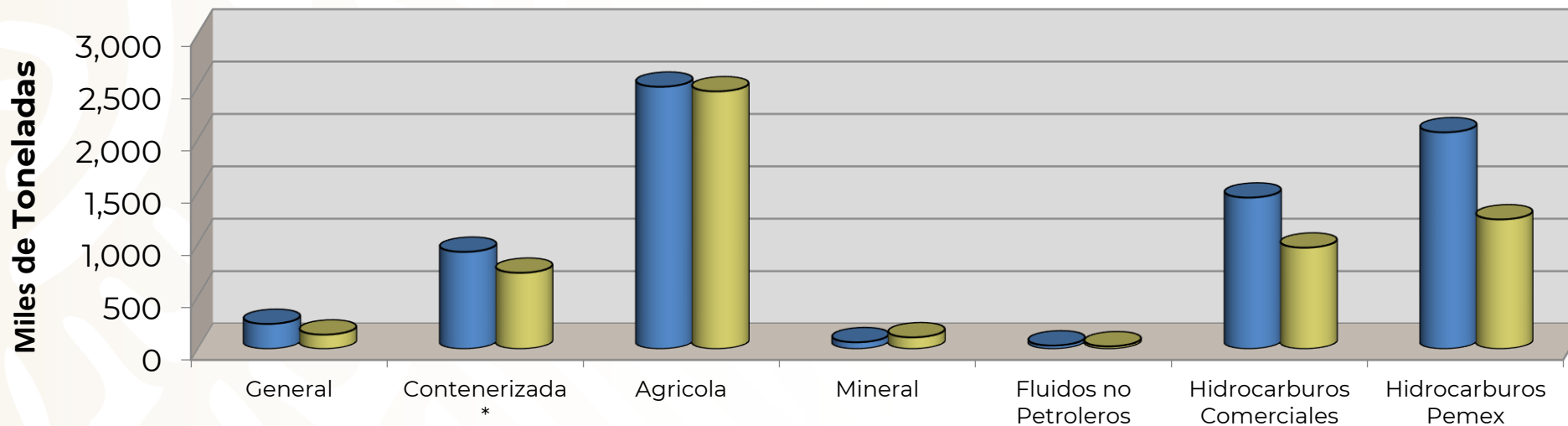
# ESTADÍSTICAS

Enero – Diciembre 2020



# MOVIMIENTO DE CARGA

Periodo	2020	2019	% 2020/2019
Total	5,656	7,272	-22.2



■ 2020	136	726	2,428	110	24	966	1,236
■ 2019	238	926	2,502	63	32	1,444	2,067

\* No Incluye Tara



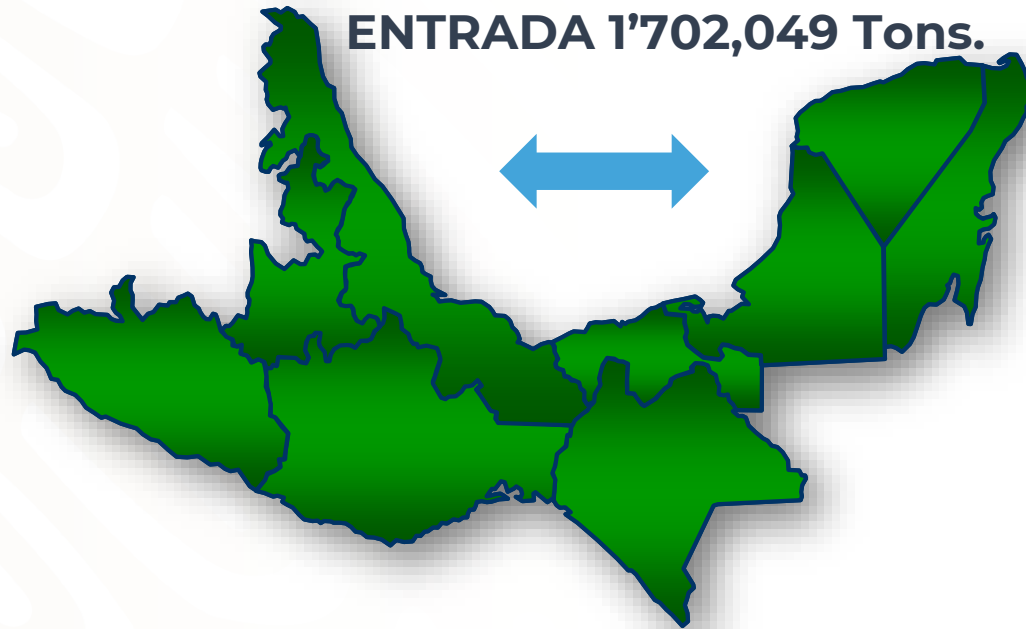
# MOVIMIENTO DE CARGA

**IMPORTACIÓN 3'326,956 Tons.**



**EXPORTACIÓN 626,729 Tons.**

**ENTRADA 1'702,049 Tons.**



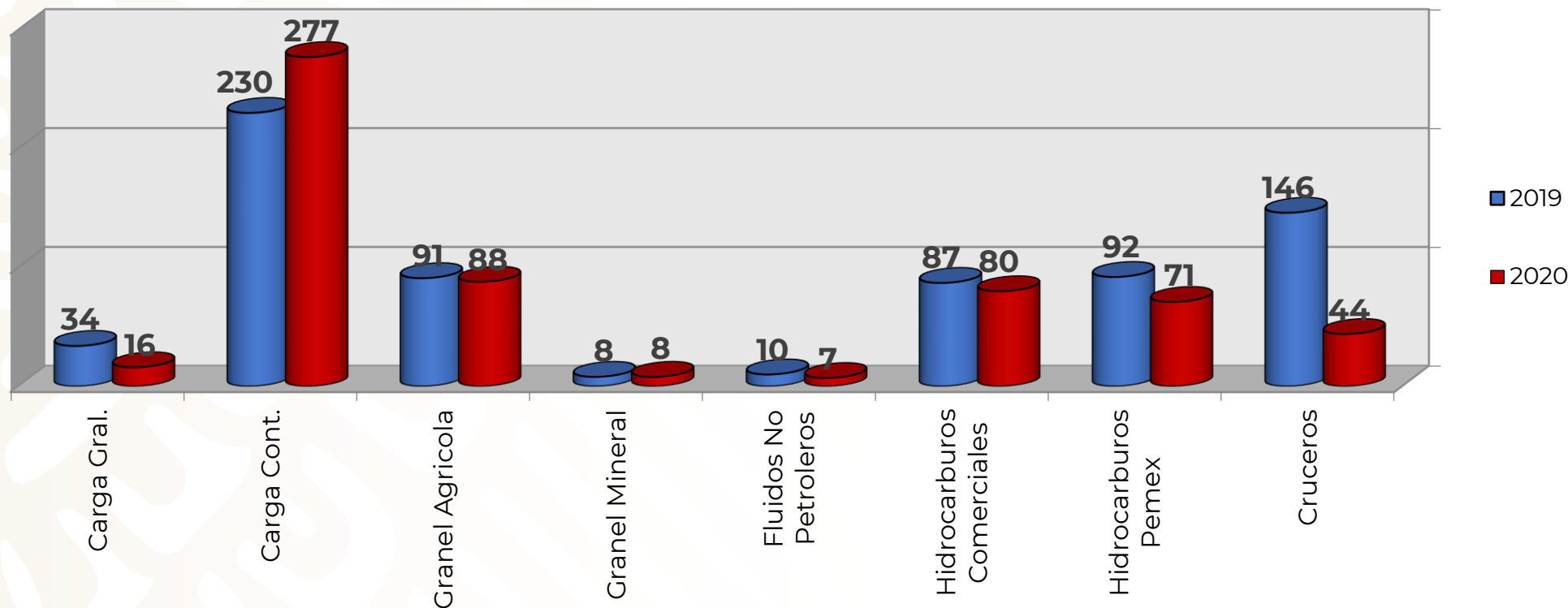


# GRANEL AGRÍCOLA PUERTOS

PUERTO		TONS. 2019	TONS. 2020	PARTICIPACIÓN EN EL TOTAL	VAR. % 20/19
1	VERACRUZ, VER.	7,409,392	6,943,665	42.4%	-6.3%
<b>2</b>	<b>PROGRESO, YUC.</b>	<b>2,502,361</b>	<b>2,457,538</b>	<b>14.9%</b>	<b>-1.8%</b>
3	MANZANILLO, COL.	1,524,864	1,675,462	10.2%	9.9%
4	TUXPAN, VER.	1,623,693	1,439,995	8.8%	-11.3%
5	COATZACOALCOS, VER.	1,619,677	1,166,344	7.1%	-28.0%
6	TOPOLOBAMPO, SIN.	811,890	925,856	5.6%	14.0%
7	ALTAMIRA, TAMPS.	558,123	784,668	4.8%	40.6%
8	GUAYMAS, SON.	715,673	542,012	3.3%	-24.3%
9	LAZARO CARDENAS, MICH.	134,197	209,116	1.3%	55.8%
10	DOS BOCAS, TAB.	78,400	73,100	0.4%	-6.8%
	OTROS	380,426	231,403	1.4%	-39.2%
	<b>TOTAL</b>	<b>17,358,696</b>	<b>16,449,159</b>	<b>100.00%</b>	<b>-5.2%</b>



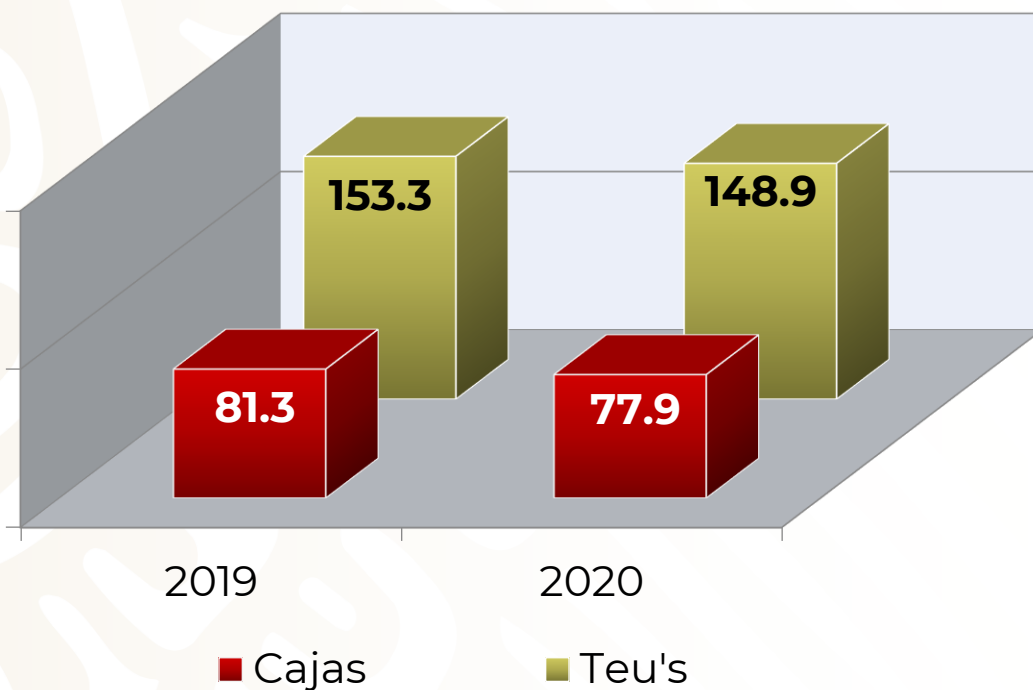
# BUQUES POR TIPO DE CARGA



Periodo	2020	2019	% 2020/2019
Total	591	698	-15.3



# MANEJO DE CONTENEDORES

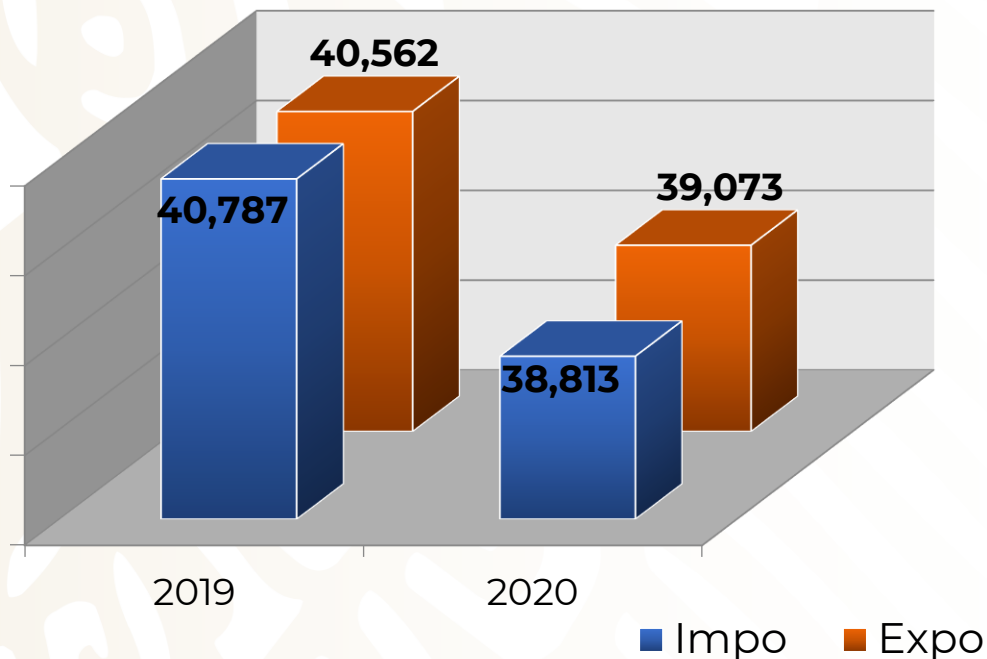


CAJAS	
VS. 2019	-4.2%

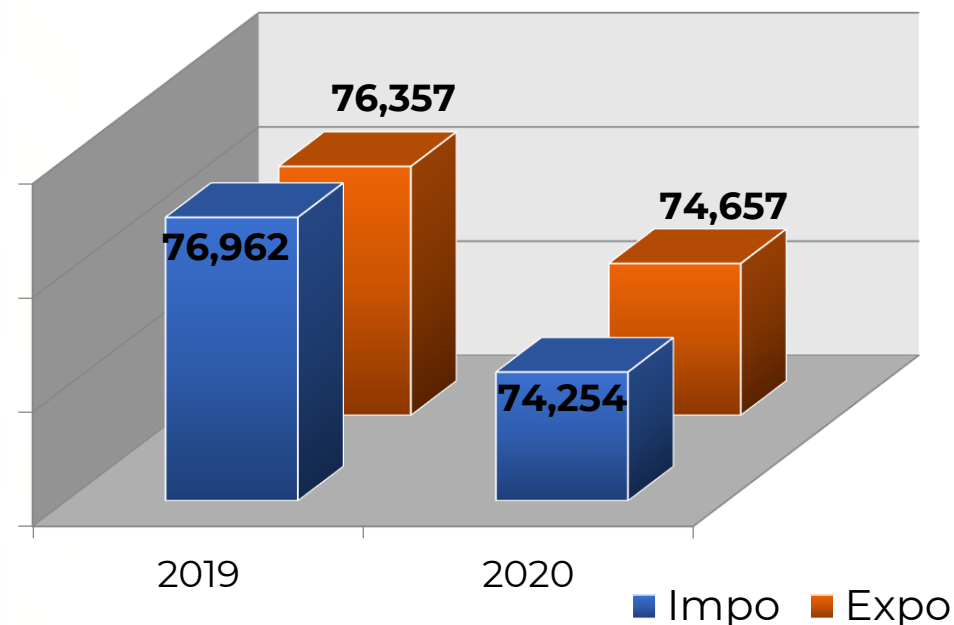
TEU'S	
VS. 2019	-2.8%



# MANEJO DE CONTENEDORES



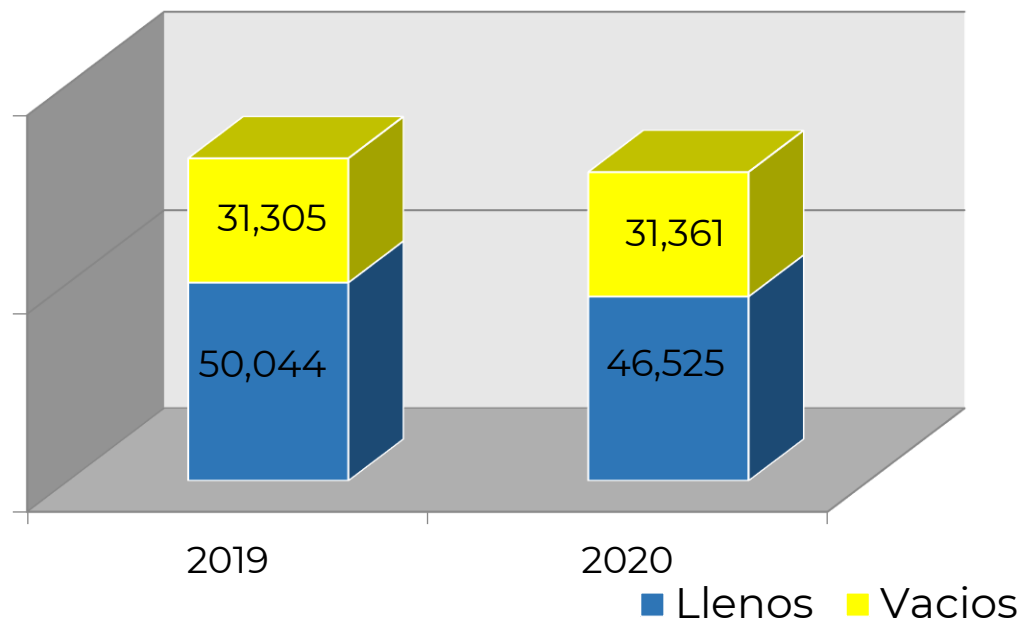
CAJAS 2020	
VS. Importación 2019	-4.8%
VS. Exportación 2019	-3.7%



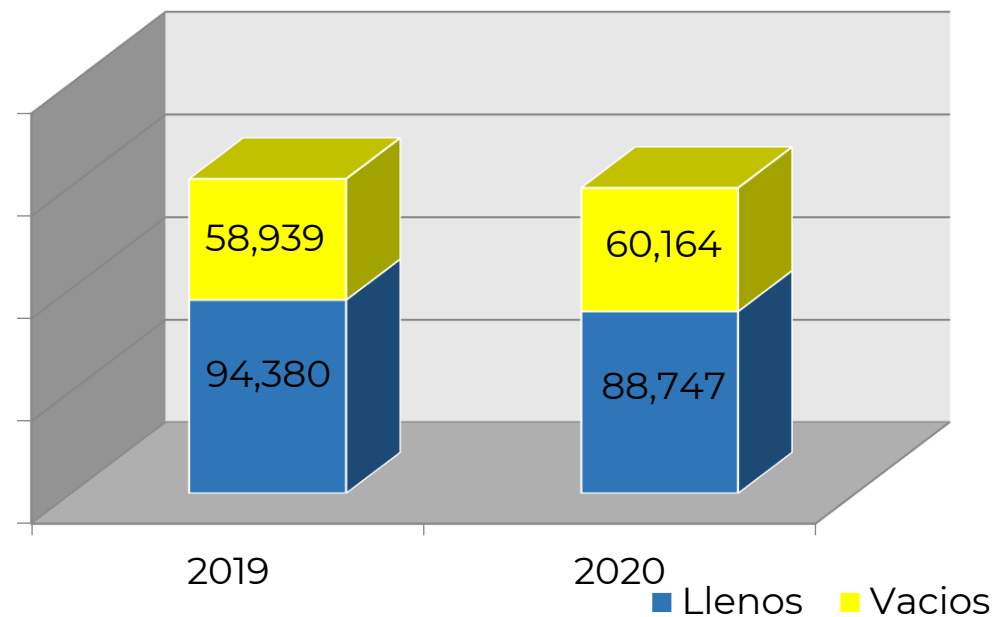
TEU'S 2020	
VS. Importación 2019	-3.5%
VS. Exportación 2019	-2.2%



# MANEJO DE CONTENEDORES



CAJAS 2020	
VS. Llenos 2019	-7.0%
VS. Vacíos 2019	0.2%



TEU'S 2020	
VS. Llenos 2019	-6.0%
VS. Vacíos 2019	2.1%





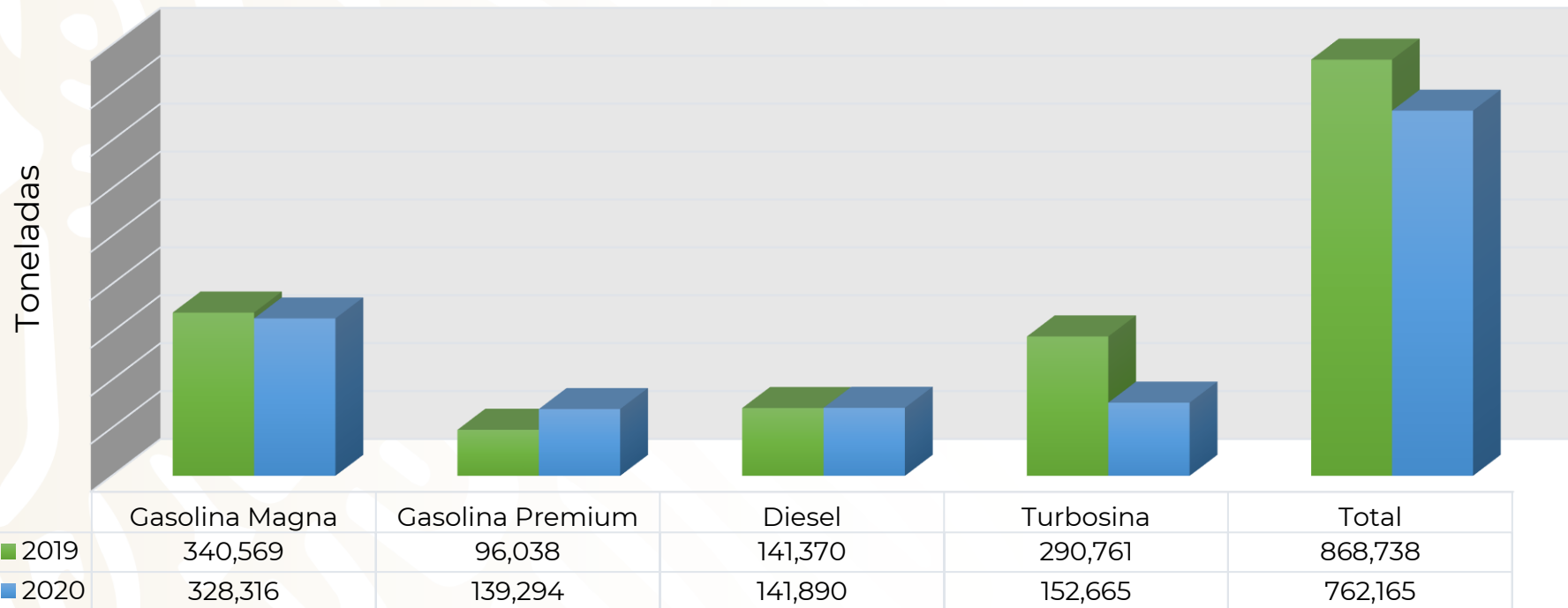
# TEU'S PUERTOS

	PUERTO	TEUS 2018	TEUS 2019	TEUS 2020	PARTICIPACIÓN EN EL TOTAL	VAR. % 20/18	VAR. % 20/19
1	MANZANILLO, COL.	3,078,513	3,069,188	2,909,599	45.0%	-5.5%	-5.2%
2	LÁZARO CÁRDENAS, MICH.	1,314,798	1,318,732	1,063,675	16.5%	-19.1%	-19.3%
3	VERACRUZ, VER.	1,176,253	1,144,156	1,005,936	15.6%	-14.5%	-12.1%
4	ALTAMIRA, TAMPS.	820,092	877,396	761,677	11.8%	-7.1%	-13.2%
5	ENSENADA, B.C.	272,587	337,742	384,871	6.0%	41.2%	14.0%
<b>6</b>	<b>PROGRESO, YUC.</b>	<b>146,362</b>	<b>153,319</b>	<b>148,911</b>	<b>2.3%</b>	<b>1.7%</b>	<b>-2.9%</b>
7	PUERTO CHIAPAS, CHIS.	54,308	53,012	42,284	0.7%	-22.1%	-20.2%
8	MAZATLÁN, SIN.	48,189	50,111	41,668	0.6%	-13.5%	-16.8%
9	TUXPAN, VER.	11,835	39,589	40,769	0.6%	244.5%	3.0%
10	COATZACOALCOS, VER.	19,122	17,722	23,950	0.4%	25.2%	35.1%
	OTROS	45,328	44,915	39,533	0.6%	-12.8%	-12.0%
	<b>TOTAL</b>	<b>6,987,387</b>	<b>7,105,882</b>	<b>6,462,873</b>	<b>100.00%</b>	<b>-7.5%</b>	<b>-9.0%</b>



# HIDROCARBUROS COMERCIALES

## DESCARGA POR DUCTO

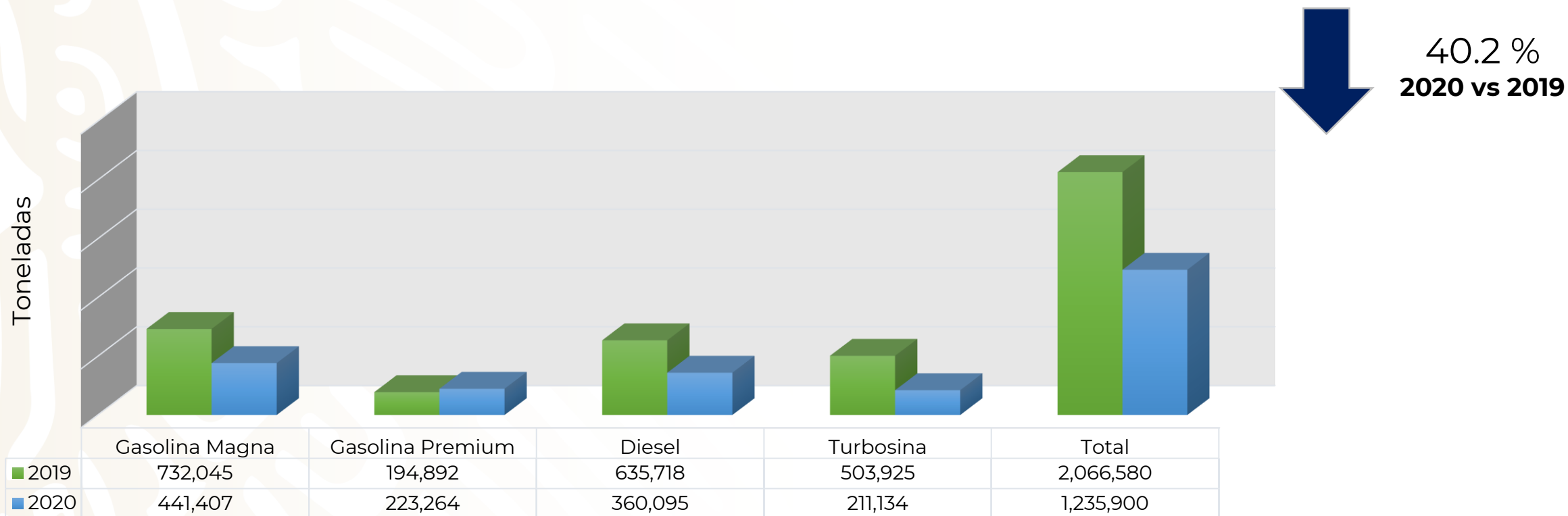


12.3%  
2020 vs 2019

- De enero a marzo 2019, la descarga se realizaba directa a camión.
- Hidrosur comenzó sus operaciones el 12 de marzo 2019.



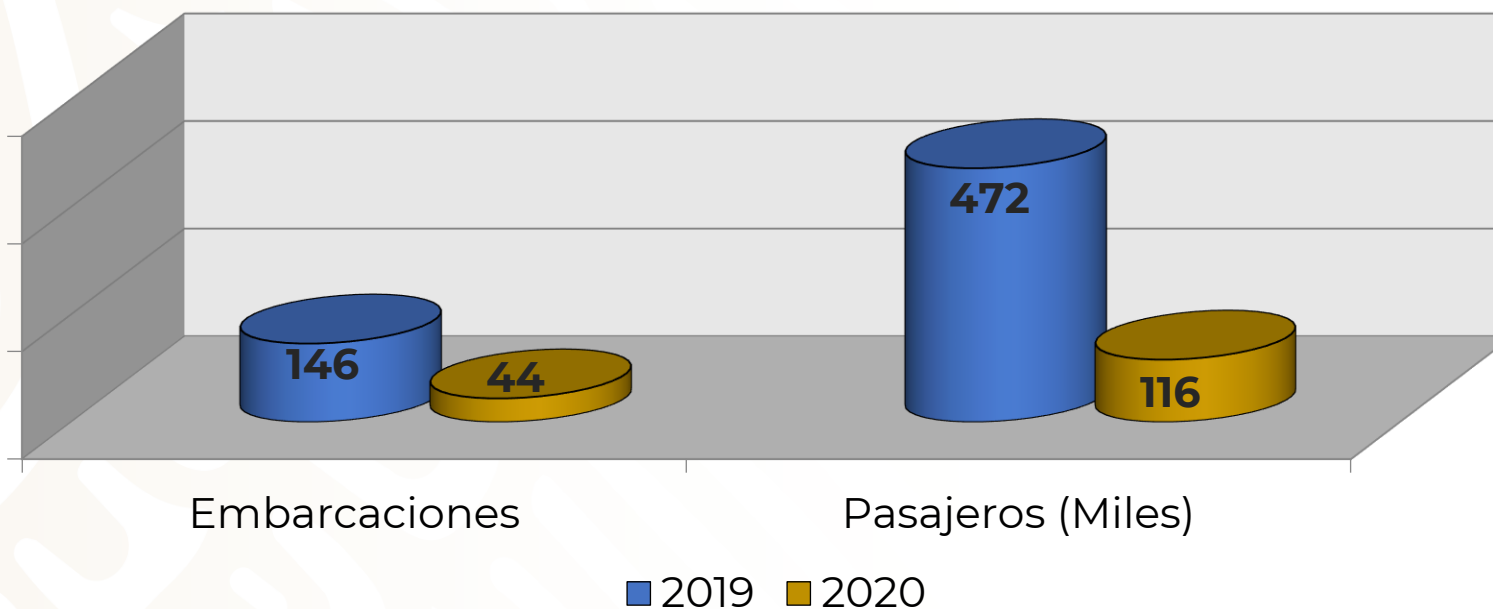
# HIDROCARBUROS DE PEMEX



HIDROCARBUROS		
AÑO	COMERCIALES	PEMEX
2019	868,738	2'066,580
2020	762,165	1'235,900



# PASAJEROS Y CRUCEROS



	2020	2019	% 2020/2019
Cruceros	44	146	-69.9
Pasajeros	116,176	471,853	-75.4



# PASAJEROS PUERTOS

PUERTO		PASAJ. 2018	PASAJ. 2019	PASAJ. 2020	PARTICIPACIÓN EN EL TOTAL	VAR. % 20/18	VAR. % 20/19
1	COZUMEL, Q. ROO	4,299,871	4,569,853	1,132,101	49.4%	-73.7%	-75.2%
2	MAJAHUAL, Q. ROO	1,227,695	1,604,435	455,179	19.8%	-62.9%	-71.6%
3	PUERTO VALLARTA, JAL.	360,812	482,335	151,359	6.6%	-58.1%	-68.6%
4	CABO SAN LUCAS, B.C.S.	434,489	540,459	135,421	5.9%	-68.8%	-74.9%
5	ENSENADA, B.C.	665,799	674,469	134,644	5.9%	-79.8%	-80.0%
<b>6</b>	<b>PROGRESO, YUC.</b>	<b>443,352</b>	<b>471,853</b>	<b>116,176</b>	<b>5.1%</b>	<b>-73.8%</b>	<b>-75.4%</b>
7	MAZATLÁN, SIN.	258,713	385,895	104,193	4.5%	-59.7%	-73.0%
8	HUATULCO, OAX	50,802	70,043	24,611	1.1%	-51.6%	-64.9%
9	MANZANILLO, COL.	44,345	47,742	11,253	0.5%	-74.6%	-76.4%
10	ACAPULCO, GRO.	31,337	42,647	5,263	0.2%	-83.2%	-87.7%
	OTROS	48,335	36,886	22,926	1.0%	-52.6%	-37.8%
	<b>TOTAL</b>	<b>7,865,550</b>	<b>8,926,617</b>	<b>2,293,126</b>	<b>100.00%</b>	<b>-70.8%</b>	<b>-74.3%</b>